

Handle the biggest floorcare challenges with ease

Designed with truly massive floor space in mind, the AS1050R is Viper's largest ride-on scrubber, but don't let the size fool you – it's still compact and maneuverable, and built with safety and resource-efficiency in mind. Your staff will appreciate intuitive controls and operation, along with smart and durable design, and maintenance is easy with quick access to commonly used parts.



Exemplary runtime, powerful scrubbing capability, and optimized consumption levels make it an excellent choice for use in retail spaces, educational facilities, and other environments with floor space above 7,000 m².

- Eco mode for optimal productivity and consumption; giving up to 5 hours runtime
- Robust bumpers, automatic and mechanical braking, automatic speed-reduction during turns for safety
- Comprehensive control panel with one-button start, and LCD display for operational overview
- Adjustable work settings for greater task flexibility during operation on different floors
- USB outlet for charging USB units (ex. mobile phone)
- Dual-vacuum system (optional) for optimal performance from start to finish



Picture shown may not represent model quoted

• Standard equipment



| Included accessories | | Ref. no. | Min. required | AS1050R-US RIDE ON SCRUBBER | AS1050R-EU RIDE ON SCRUBBER | AS1050R-CN RIDE ON SCRUBBER |
|--|--|-----------|---------------|-----------------------------------|-----------------------------------|-----------------------------------|
| Pad Holder | | | | | | |
|  | PAD HOLDER 508MM 20 | VF82057 | 2 | • | • | • |
| Disc Brush 510 mm | | | | | | |
|  | BRUSH 510MM 20IN MEDIUM | VF82056 | 2 | • | • | • |
| Deck Blade | | | | | | |
| | BLADE SCRUB DECK LINATEX | VR41206LX | 2 | • | | |
| | BLADE SCRUB DECK RUBBER | VR41206 | 2 | | • | • |
| Squeegee Blade | | | | | | |
| | BLADE SQUEEGEE FRONT LINATEX | VR41322LX | 1 | • | | |
| | BLADE SQUEEGEE FRONT RUBBER | VR41322 | 1 | | • | • |
| | BLADE SQUEEGEE REAR LINATEX | VR41323LX | 1 | • | | |
| | BLADE SQUEEGEE REAR RUBBER | VR41323 | 1 | | • | • |
| Accessory | | | | | | |
| | Tray for wet Battery (for Wet battery not in tray) | VR41119 | 1 | • | | |
| Light Option | | | | | | |
| | WARNING LIGHT KIT | VR41633 | 1 | • | • | • |



Handle the biggest floorcare challenges with ease

| Included accessories | Ref. no. | Min. required | AS1050R-US RIDE ON SCRUBBER | AS1050R-EU RIDE ON SCRUBBER | AS1050R-CN RIDE ON SCRUBBER |
|----------------------|----------|---------------|-----------------------------|-----------------------------|-----------------------------|
| Other | | | | | |
| TRAY DEBRIS KIT | VS14744 | 0 | • | • | • |

• Standard equipment

| Included accessories | Ref. no. | Min. required | AS1050R-TR RIDE ON SCRUBBER |
|--|-----------|---------------|-----------------------------|
| Pad Holder | | | |
|  PAD HOLDER 508MM 20 | VF82057 | 2 | • |
| Disc Brush 510 mm | | | |
|  BRUSH 510MM 20IN MEDIUM | VF82056 | 2 | • |
| Deck Blade | | | |
| BLADE SCRUB DECK LINATEX | VR41206LX | 2 | |
| BLADE SCRUB DECK RUBBER | VR41206 | 2 | • |
| Squeegee Blade | | | |
| BLADE SQUEEGEE FRONT LINATEX | VR41322LX | 1 | |
| BLADE SQUEEGEE FRONT RUBBER | VR41322 | 1 | • |
| BLADE SQUEEGEE REAR LINATEX | VR41323LX | 1 | |
| BLADE SQUEEGEE REAR RUBBER | VR41323 | 1 | • |
| Accessory | | | |
| Tray for wet Battery (for Wet battery not in tray) | VR41119 | 1 | • |
| Light Option | | | |
| WARNING LIGHT KIT | VR41633 | 1 | • |
| Other | | | |
| TRAY DEBRIS KIT | VS14744 | 0 | • |

| Model | AS1050R-US RIDE ON SCRUBBER | AS1050R-EU RIDE ON SCRUBBER | AS1050R-CN RIDE ON SCRUBBER |
|----------|-----------------------------|-----------------------------|-----------------------------|
| Ref. no. | 50000593 | 50000594 | 50000595 |

PRODUCT FEATURES

| | | | |
|---------------------------|---|---|---|
| Adjustable brush pressure | • | • | • |
| Click on-off brush | • | • | • |
| Debris tray | • | • | • |
| One-Touch™ Button | • | • | • |
| ECO mode | • | • | • |



Handle the biggest floorcare challenges with ease

| Model | AS1050R-US RIDE ON SCRUBBER | AS1050R-EU RIDE ON SCRUBBER | AS1050R-CN RIDE ON SCRUBBER |
|----------|--------------------------------|--------------------------------|--------------------------------|
| Ref. no. | 50000593 | 50000594 | 50000595 |

PRODUCT FEATURES

| | | | |
|----------------|---|---|---|
| Traction drive | • | • | • |
| Quiet mode | • | • | • |
| LCD display | • | • | • |

| Model | AS1050R-TR RIDE ON SCRUBBER |
|----------|--------------------------------|
| Ref. no. | 50000596 |

PRODUCT FEATURES

| | |
|---------------------------|---|
| Adjustable brush pressure | • |
| Click on-off brush | • |
| Debris tray | • |
| One-Touch™ Button | • |
| ECO mode | • |
| Traction drive | • |
| Quiet mode | • |
| LCD display | • |

| Technical specifications | AS1050R-US RIDE ON SCRUBBER | AS1050R-EU RIDE ON SCRUBBER | AS1050R-CN RIDE ON SCRUBBER |
|--------------------------------|--------------------------------|--------------------------------|--------------------------------|
| Drive motor hp (W) | 2.1 | 1600 | 1600 |
| Working speed (km/h) | 0-5.0 m/h | 0-8.0 | 0-8.0 |
| Voltage (V) | 36 | 36 | 36 |
| IP protection class | IP24 | IP24 | IP24 |
| Rated power (W) | 4500 | 4500 | 4500 |
| Brush motor (W) | 2x1.3 HP | 2x1000 | 2x1000 |
| Vacuum motor power (W) | 0.8 HP | 600 | 600 |
| Sound pressure level (dB(A)) | 72 ± 3 | 72 ± 3 | 72 ± 3 |
| Productivity rate (m²/h) | 84389 ft²/h | 7840 | 7840 |
| Handle vibration level (m/s²) | < 2.5 m/s² | < 2.5 m/s² | < 2.5 m/s² |
| Scrubbing width (mm) | 38.58 inch. | 980 | 980 |
| Min. aisle turn (cm) | 104 inch. | 265 | 265 |
| Max. climbing rate (%) | 20 | 20 | 20 |
| Max. working climbing rate (%) | 16 | 16 | 16 |
| Solution/recovery tank (l) | 53/53 Gal. | 200/200 | 200/200 |
| Front wheel dimensions (cm) | 10 inch | 25 | 25 |
| Drive wheels (cm) | 13.4 inch | 34 | 34 |



Handle the biggest floorcare challenges with ease

| Technical specifications | AS1050R-US RIDE ON SCRUBBER | AS1050R-EU RIDE ON SCRUBBER | AS1050R-CN RIDE ON SCRUBBER |
|---|-----------------------------|-----------------------------|-----------------------------|
| Squeegee width (mm) | 43.4 inch | 1103 | 1103 |
| Brush/pad diameter (mm) | 2x20 inch. | 2x508 | 2x508 |
| Brush pressure (kg) | 110-198 lb | 50-90 kg | 50-90 kg |
| Brush speed (RPM) | 240 | 240 | 240 |
| Dimensions, L x W x H (mm) | 73.8x42.4x53 inch | 1875x1077x1350 | 1875x1077x1350 |
| Battery compartment size (L x W x H) (mm) | 26.7x22x17.7 | 680x560x450 | 680x560x450 |
| Gross weight (gvw) (kg) | 1832.6 Lbs | 833 | 833 |
| Net weight (kg) | 853.6 Lbs | 398 | 398 |
| Shipping weight (kg) | 1078 Lbs | 490 | 490 |
| Built-in power outlet | USB | USB | USB |
| Speed (forward/reverse) | 0-5.0 m/h | 0-8.0 | 0-8.0 |
| Packaging dimensions | 83x48x60.4 | 2110x1220x1535 | 2110x1220x1535 |

| Technical specifications | AS1050R-TR RIDE ON SCRUBBER |
|--|-----------------------------|
| Drive motor hp (W) | 1600 |
| Working speed (km/h) | 0-8.0 |
| Voltage (V) | 36 |
| IP protection class | IP24 |
| Rated power (W) | 4500 |
| Brush motor (W) | 2x1000 |
| Vacuum motor power (W) | 600 |
| Sound pressure level (dB(A)) | 72 ± 3 |
| Productivity rate (m ² /h) | 7840 |
| Handle vibration level (m/s ²) | < 2.5 m/s ² |
| Scrubbing width (mm) | 980 |
| Min. aisle turn (cm) | 265 |
| Max. climbing rate (%) | 20 |
| Max. working climbing rate (%) | 16 |
| Solution/recovery tank (l) | 200/200 |
| Front wheel dimensions (cm) | 25 |
| Drive wheels (cm) | 34 |
| Squeegee width (mm) | 1103 |
| Brush/pad diameter (mm) | 2x508 |
| Brush pressure (kg) | 50-90 kg |
| Brush speed (RPM) | 240 |
| Dimensions, L x W x H (mm) | 1875x1077x1350 |
| Battery compartment size (L x W x H) (mm) | 680x560x450 |











Handle the biggest floorcare challenges with ease

Technical specifications

AS1050R-TR RIDE ON SCRUBBER










| | |
|-------------------------|----------------|
| Gross weight (gvw) (kg) | 833 |
| Net weight (kg) | 398 |
| Shipping weight (kg) | 490 |
| Built-in power outlet | USB |
| Speed (forward/reverse) | 0-8.0 |
| Packaging dimensions | 2110x1220x1535 |

● Standard equipment, ○ Supplementary accessories, □ Mountable equipment

| Accessories | | Ref. no. | Min. required | AS1050R-US RIDE ON SCRUBBER | AS1050R-EU RIDE ON SCRUBBER | AS1050R-CN RIDE ON SCRUBBER |
|--|--|----------|---------------|-----------------------------|-----------------------------|-----------------------------|
| Pad 20" / 508 mm | | | | | | |
|  | PAD 20 508MM ECO BLACK 5PCS | 10001955 | 2 | ○ | ○ | ○ |
|  | PAD 20 508MM ECO BLUE 5PCS | 10001956 | 2 | ○ | ○ | ○ |
|  | PAD 20 508MM ECO BROWN 5PCS | 10001957 | 2 | ○ | ○ | ○ |
|  | PAD 20 508MM ECO GREEN 5PCS | 10001958 | 2 | ○ | ○ | ○ |
|  | PAD 20 508MM ECO RED 5PCS | 10001959 | 2 | ○ | ○ | ○ |
|  | PAD 20 508MM ECO WHITE 5PCS | 10001960 | 2 | ○ | ○ | ○ |
| Special Pad | | | | | | |
|  | PAD 20 508MM ECO BRILLIANCE BLUE 2PCS | 10002349 | 2 | ○ | ○ | ○ |
|  | PAD 20 508MM ECO BRILLIANCE GREEN 2PCS | 10002351 | 2 | ○ | ○ | ○ |






Handle the biggest floorcare challenges with ease


| Accessories | | Ref. no. | Min. required | AS1050R-US RIDE ON SCRUBBER | AS1050R-EU RIDE ON SCRUBBER | AS1050R-CN RIDE ON SCRUBBER |
|---|---|-----------|---------------|-------------------------------------|-------------------------------------|-------------------------------------|
|  | PAD 20 508MM ECO BRILLIANCE RED 2PCS | 10002348 | 2 | <input type="radio"/> | <input type="radio"/> | <input type="radio"/> |
|  | PAD 20 508MM ECO BRILLIANCE YELLOW 2PCS | 10002350 | 2 | <input type="radio"/> | <input type="radio"/> | <input type="radio"/> |
| Other | | | | | | |
|  | DRAIN HOSE EXTENSION 11.5FT 3.5M | 56601410 | 1 | <input type="radio"/> | <input type="radio"/> | <input type="radio"/> |
| | DUAL VACUUM MOTOR KIT | VR41654 | 1 | <input type="checkbox"/> | <input type="checkbox"/> | <input type="checkbox"/> |
| | MOP HOLD KIT | VR41561 | 1 | <input type="checkbox"/> | <input type="checkbox"/> | <input type="checkbox"/> |
|  | SEAT BELT KIT 1.3M | VR41537 | 0 | <input type="checkbox"/> | <input type="checkbox"/> | <input type="checkbox"/> |
| | TRAY DEBRIS KIT | VS14744 | 0 | <input checked="" type="checkbox"/> | <input checked="" type="checkbox"/> | <input checked="" type="checkbox"/> |
| External Charger | | | | | | |
|  | CHARGER HF 36V 25A SB175G | 80543626 | 1 | | <input type="radio"/> | |
|  | CHARGER HF 36V 40A SB175G | 80553643 | 1 | | <input type="radio"/> | |
| Battery | | | | | | |
| | BATT.36V-280AH GEL SINGLE CELLS IN TRAY | L00210020 | 1 | | <input type="checkbox"/> | |
|  | BATT.36V-320AH WET TRAY WITH AQUAMATIC | L00200033 | 1 | | <input type="checkbox"/> | |
|  | BATT. 6V-180AH GEL MONOBLOC | 80564000 | 6 | | <input type="checkbox"/> | |
| | BATT. 6V-240AH GEL MONOBLOC | 80564100 | 6 | | <input type="checkbox"/> | |
| Disc Brush 510 mm | | | | | | |
|  | BRUSH 510MM 20IN SOFT | VF82056C | 2 | <input type="radio"/> | <input type="radio"/> | <input type="radio"/> |



Handle the biggest floorcare challenges with ease











| Accessories | | Ref. no. | Min. required | AS1050R-US RIDE ON SCRUBBER | AS1050R-EU RIDE ON SCRUBBER | AS1050R-CN RIDE ON SCRUBBER |
|--|--|-----------|---------------|-----------------------------|-----------------------------|-----------------------------|
|  | BRUSH 510MM 20IN 180GRIT HARD | VR41275 | 2 | ○ | ○ | ○ |
|  | BRUSH 510MM 20IN MEDIUM | VF82056 | 2 | ● | ● | ● |
| Pad Holder | | | | | | |
|  | PAD HOLDER 508MM 20 | VF82057 | 2 | ● | ● | ● |
| Accessory | | | | | | |
| | Tray for wet Battery (for Wet battery not in tray) | VR41119 | 1 | ● | □ | □ |
| | UTILITY CADDY | VR41619 | 1 | ○ | ○ | ○ |
| Deck Blade | | | | | | |
| | BLADE SCRUB DECK LINATEX | VR41206LX | 2 | ● | ○ | ○ |
| | BLADE SCRUB DECK RUBBER | VR41206 | 2 | ○ | ● | ● |
| Squeegee Blade | | | | | | |
| | BLADE SQUEEGEE FRONT LINATEX | VR41322LX | 1 | ● | ○ | ○ |
| | BLADE SQUEEGEE FRONT LINATEX DUAL VAC | VR41342LX | 1 | ○ | ○ | ○ |
| | BLADE SQUEEGEE FRONT PU | VR41322PU | 1 | ○ | ○ | ○ |
| | BLADE SQUEEGEE FRONT RUBBER | VR41322 | 1 | ○ | ● | ● |
| | BLADE SQUEEGEE REAR LINATEX | VR41323LX | 1 | ● | ○ | ○ |
| | BLADE SQUEEGEE REAR PU | VR41323PU | 1 | ○ | ○ | ○ |
| | BLADE SQUEEGEE REAR RUBBER | VR41323 | 1 | ○ | ● | ● |
| Guard Option | | | | | | |
| | OVERHEAD GUARD KIT | VR41510 | 1 | □ | □ | □ |
| Light Option | | | | | | |
| | WARNING LIGHT KIT | VR41633 | 1 | ● | ● | ● |

● Standard equipment, ○ Supplementary accessories, □ Mountable equipment

| Accessories | | Ref. no. | Min. required | AS1050R-TR RIDE ON SCRUBBER |
|--|-----------------------------|----------|---------------|-----------------------------|
| Pad 20" / 508 mm | | | | |
|  | PAD 20 508MM ECO BLACK 5PCS | 10001955 | 2 | ○ |












Handle the biggest floorcare challenges with ease

| | Accessories | Ref. no. | Min. required | AS1050R-TR RIDE ON SCRUBBER |
|---|---|----------|---------------|-----------------------------------|
|  | PAD 20 508MM ECO BLUE 5PCS | 10001956 | 2 | <input type="radio"/> |
|  | PAD 20 508MM ECO BROWN 5PCS | 10001957 | 2 | <input type="radio"/> |
|  | PAD 20 508MM ECO GREEN 5PCS | 10001958 | 2 | <input type="radio"/> |
|  | PAD 20 508MM ECO RED 5PCS | 10001959 | 2 | <input type="radio"/> |
|  | PAD 20 508MM ECO WHITE 5PCS | 10001960 | 2 | <input type="radio"/> |
| Special Pad | | | | |
|  | PAD 20 508MM ECO BRILLIANCE BLUE 2PCS | 10002349 | 2 | <input type="radio"/> |
|  | PAD 20 508MM ECO BRILLIANCE GREEN 2PCS | 10002351 | 2 | <input type="radio"/> |
|  | PAD 20 508MM ECO BRILLIANCE RED 2PCS | 10002348 | 2 | <input type="radio"/> |
|  | PAD 20 508MM ECO BRILLIANCE YELLOW 2PCS | 10002350 | 2 | <input type="radio"/> |
| Other | | | | |
|  | DRAIN HOSE EXTENSION 11.5FT 3.5M | 56601410 | 1 | <input type="radio"/> |
| | DUAL VACUUM MOTOR KIT | VR41654 | 1 | <input type="checkbox"/> |
| | MOP HOLD KIT | VR41561 | 1 | <input type="checkbox"/> |



Handle the biggest floorcare challenges with ease

| Accessories | | Ref. no. | Min. required | AS1050R-TR RIDE ON SCRUBBER |
|--|--|-----------|---------------|-----------------------------|
|  | SEAT BELT KIT 1.3M | VR41537 | 0 | □ |
| | TRAY DEBRIS KIT | VS14744 | 0 | ● |
| External Charger | | | | |
|  | CHARGER HF 36V 25A SB175G | 80543626 | 1 | ○ |
|  | CHARGER HF 36V 40A SB175G | 80553643 | 1 | ○ |
| Battery | | | | |
| | BATT.36V-280AH GEL SINGLE CELLS IN TRAY | L00210020 | 1 | □ |
|  | BATT.36V-320AH WET TRAY WITH AQUAMATIC | L00200033 | 1 | □ |
|  | BATT. 6V-180AH GEL MONOBLOC | 80564000 | 6 | □ |
| | BATT. 6V-240AH GEL MONOBLOC | 80564100 | 6 | □ |
| Disc Brush 510 mm | | | | |
|  | BRUSH 510MM 20IN SOFT | VF82056C | 2 | ○ |
|  | BRUSH 510MM 20IN 180GRIT HARD | VR41275 | 2 | ○ |
|  | BRUSH 510MM 20IN MEDIUM | VF82056 | 2 | ● |
| Pad Holder | | | | |
|  | PAD HOLDER 508MM 20 | VF82057 | 2 | ● |
| Accessory | | | | |
| | Tray for wet Battery (for Wet battery not in tray) | VR41119 | 1 | ● |



Handle the biggest floorcare challenges with ease

| Accessories | | Ref. no. | Min. required | AS1050R-TR RIDE ON SCRUBBER |
|-----------------------|---------------------------------------|-----------|---------------|-----------------------------------|
| | UTILITY CADDY | VR41619 | 1 | ○ |
| Deck Blade | | | | |
| | BLADE SCRUB DECK LINATEX | VR41206LX | 2 | ○ |
| | BLADE SCRUB DECK RUBBER | VR41206 | 2 | ● |
| Squeegee Blade | | | | |
| | BLADE SQUEEGEE FRONT LINATEX | VR41322LX | 1 | ○ |
| | BLADE SQUEEGEE FRONT LINATEX DUAL VAC | VR41342LX | 1 | ○ |
| | BLADE SQUEEGEE FRONT PU | VR41322PU | 1 | ○ |
| | BLADE SQUEEGEE FRONT RUBBER | VR41322 | 1 | ● |
| | BLADE SQUEEGEE REAR LINATEX | VR41323LX | 1 | ○ |
| | BLADE SQUEEGEE REAR PU | VR41323PU | 1 | ○ |
| | BLADE SQUEEGEE REAR RUBBER | VR41323 | 1 | ● |
| Guard Option | | | | |
| | OVERHEAD GUARD KIT | VR41510 | 1 | □ |
| Light Option | | | | |
| | WARNING LIGHT KIT | VR41633 | 1 | ● |

